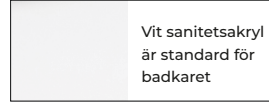


## BESTÄLLNINGSFÖRMULÄR

### BORGHOLM 150/160/170/180

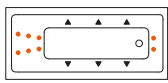


- 1 Välj längd på badkaret  1500 mm  1600 mm  1700 mm  1800 mm

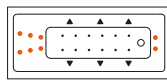
- 2 Välj system



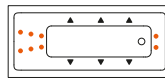
Standard



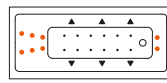
Bra



Bättre



Design



Lyx


- 3 Placering av panel (U1 är förkortning av Utförande 1)



U1



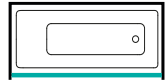
U2




U3



U4



U5




U6

I alternativen nedan ingår en extra gavel utöver standardutförandet. Gäller endast för tillvalet MDF-panel, observera att detta val påverkar slutpriset.




U7

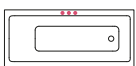


U8

- 4 Placering av sargblandare




BVVV



BMVH



BHVH



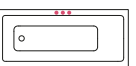
BVFV



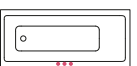
BMFH



BHFH



BMBV



BMFV

- 5 Placering av ryggmassage

Ej valbart för denna modell

- 6 Tillbehör/tillval



4400



4401



4402



4403




4533



4532

MDF-panel : 1 gavel + 1 front



Matt vit



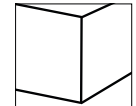
Vit ek



Mörk ek



Ek



1 extra gavel